

CHART OF SERVICES




with Guide to Services and Charter of Patient Rights



Index

1. PRESENTATION	4
2. QUALITY AND CLINICAL RISK MANAGEMENT	4
3. INFORMED CONSENT, RIGHTS AND DUTIES OF THE PATIENT	5
4. USERPROTECTION, SUGGESTIONS AND COMPLAINTS	5
5. ACCESS TO BENEFITS AND COSTS	6
6. THE WITHDRAWAL OF REPORTS.....	6
7. PERFORMANCE AND WAITING TIMES	7
OUTPATIENT SPECIALIST MEDICINE	7
<i>Booking and access</i>	<i>7</i>
<i>Authorized specialist medical services, provided privately and related waiting times</i>	<i>7</i>
DIAGNOSTIC IMAGING	8
<i>Booking and access</i>	<i>8</i>
<i>Radiological restations provided in private mode and related waiting times.....</i>	<i>8</i>
CLINICAL LABORATORY ANALYSIS	9
<i>Booking and access</i>	<i>9</i>
<i>Clinical analysis services provided under the accreditation regime with the NHS</i>	<i>9</i>
<i>Private clinical analysis services provided</i>	<i>10</i>
8. LOCATION AND CONTACT DETAILS	14
9. OPENING DAYS AND HOURS.....	14

Attachments, which can be requested

-  *Rates of services, under private regime or accreditation with the NHS*
-  *Guides and information brochures on health services and benefits, in private or accreditation with the NHS*
-  *Flowchart*

Dear Madam, Dear Sir,

In welcoming you, we present the "Service Charter" of our health facility, drawn up in accordance with the reference regulations including DCA 311/2014 Regione Lazio, in which we report a series of information that we consider useful for patients and their cares.

La Carta Le will allow you to learn more about our structure and providing you with information on the health offer, on the specialized services provided and on the relative methods of access.

The hope is that, also through the reading of the Charter of Services, you can appreciate our constant commitment to concretely translate the values and principles that feed our work, which identifies in the "centrality" of the Patient the most important objective, in the face of diagnosis and therapies however at the forefront in the medical field, in strict compliance with the principles of Evidence-Based Medicine (EBM).

It should also be noted that this Service Charter refers to the Guides to the Services provided. In particular, for the main services provided, complete information brochures have been prepared, but easy and quick to consult, available at the appropriate exhibitors located at the waiting rooms.

Finally, we invite you to point out ideas and suggestions, which can contribute to the continuous improvement of the organization and efficiency of our health facility.

The Medical Director

Dr. Antonella Noschese

1. PRESENTATION

U.S.I. (Unione Sanitaria Internazionale) S.p.A. was founded in 1953 by Dr. Luigi Sperone, becoming over the years the most present health reality in Rome, with a network of 24 health facilities widely distributed throughout the metropolitan area and more than 500 specialized operators.

U.S.I. Eur-Serafico is located in Via Paolo di Dono 9, is extended on one level and provides the following health services, subsequently deepened

- Clinical Laboratory Analysis;
- Specialized Medicine and Instrumental Diagnostics;
- Diagnostic Imaging (Traditional Radiology).

The structure is accredited with the National Health Service (NHS or, in Italian, SSN/SSR) of the Lazio Region (the regional accreditation resolutions are shown at the foot of the title page of this service charter). The numerable benefits are provided in agreement with the NHS or with **private** bodies, as detailed in the following chapters.

The facilities of the U.S.I. Group provide an integrated, wide and advanced healthcare offer in the field of Clinical Laboratory Analysis (Clinical Chemistry, Molecular Biology, Cyto-Histopathology), Diagnostic Imaging (Magnetic Resonance, CT, Digital Radio diagnostics, PET, Ultrasound), Specialized and Occupational Medicine, cancer prevention and treatment.

The **U.S.I. Group** consists of the following health facilities, all located in the municipality of Rome:

- | | |
|--|--|
| - USI PRATI , via Virginio Orsini, 18 | - PIAZZA BOLOGNA , via G. Squarcialupo, 36 |
| - AXA-PALOCCO , via Eschilo, 191 | - PIAZZA VITTORIO , via Machiavelli, 22 |
| - BORGHESIANA , via Casilina, 1838 | - PIETRALATA , via dei Durantini, 362 |
| - COLLATINO , viale della Serenissima, 22 | - POLICLINICO , viale Regina Margherita, 279 |
| - COLLE-PRENESTINO , via Mirabella Eclano 27 | - PIAZZA MAZZINI , viale Angelico, 39 |
| - CINECITTÀ , viale Bruno Rizzieri, 203 | - SERPENTARA , via G. Pacchiarotti, 95 |
| - EUR-LAURENTINA , via V. Cerulli, 2/b | - TRIESTE , Corso Trieste, 22 |
| - EUR-SERAFICO , via P. di Dono, 9 | - USI DOC - PRATI , via Virginio Orsini, 18/27A |
| - EUR-MARCONI , viale G. Marconi, 139 | - USI DOC - TUSCOLANA , via Tuscolana 212/F |
| - FURIO CAMILLO , via Cerreto di Spoleto, 9/21 | - USI DOC , Viale del Lido, 5/A |
| - NUMIDIO QUADRATO , Via Tuscolana, 703 | - LIDO DI OSTIA - Villa del Lido S.r.l. , viale del Lido, 3 |
| - PIAZZA BOLOGNA , via G. Squarcialupo, 17/b | |
| - CASA DI CURA MARCO POLO S.r.l. , viale Marco Polo, 41, 00154 Roma (Ostiense). The only private single-specialist oncology clinic in the Lazio Region, it offers oncological diagnosis and treatment courses in the specialties of Radiotherapy, Medical Oncology, Nuclear Medicine with Radiometabolic Therapy. | |

2. QUALITY AND CLINICAL RISK MANAGEMENT

U.S.I. applies since its foundation advanced quality control and management systems of all health services, which are provided in compliance with guidelines and analytical methods recognized by the scientific community.

The company's "vision", "mission" and quality policies are aimed at providing high-quality health services, using advanced biomedical technologies, the involvement and competence of staff, correct communication, compliance with mandatory requirements and volunteers, health promotion and protection of patient rights, risk prevention techniques and continuous improvement.

Business processes are monitored through indicators that also refer to: outcomes and characteristics of performance; waiting times; rate of repetition of withdrawals; analytical accuracy; satisfaction of users, patients and Stakeholders; incidence of "non-conformities", complaints, accidents or "quasi-accidents" in the field of Health and Safety in the workplace, adverse events or "sentinel", the effectiveness of the actions consequently undertaken.

The controls include participation in quality planning and quality programs at national and international level.

All U.S.I. Group properties are certified according to the international standard UNI EN ISO 9001:2015 issued by a prestigious certification body. The laboratory of U.S.I. Prati has obtained the IMQ LAB-MED certification, which provides for compliance with particularly strict standards in terms of Quality and accuracy of the analytical result.

The health facility is also accredited with the Health Service of the Lazio Region (NHS or SSN/SSR), on the basis of the Additional requirements for the accreditation of health facilities, governed by the reference legislation.

Any elements of clinical risk are evaluated at all stages of the patient's health path.

3. INFORMED CONSENT, RIGHTS AND DUTIES OF THE PATIENT

U.S.I. Eur-Serafico actively guarantees the following patient's rights:

- to be informed in an appropriate and comprehensible way by the health personnel on their state of health and on characteristics, risks, alternatives in relation to the health services that concern them, expressing their consent or denial in advance;
- to be assisted with attention, impartiality, with respect for one's own time, one's own dignity, one's own needs and philosophical or religious convictions;
- transparency and simplicity of administrative paths;
- the confidentiality and confidentiality of the health services received;
- safety and quality of health services;
- to the complaint and to an appropriate response.

Users are required to always inform the acceptance or health staff of the structure of any needs related to their health conditions, to prevent any risk of adverse or unwanted events (e.g. in case of problems related to patient mobility or therapies already in progress).

It recalls the importance of user behavior based on respect and understanding of the rights of other users and patients, as well as trust and collaboration towards health personnel.

Compliance with the schedules of the services booked is required, informing in case of delays or cancellation.

It is also recalled that smoking is strictly forbidden in the structure.

4. USERPROTECTION, SUGGESTIONS AND COMPLAINTS

Suggestions or complaints can be made by users through the [website www.usi.it](http://www.usi.it), on "carte blanche" or on the Satisfaction *Questionnaire* that can be collected at the waiting rooms of the facilities and to be inserted in the appropriate containers or to be sent by ordinary mail, e-mail or fax to the addresses indicated in this Service Charter.

The functions in charge and the collection of complaints are Secretary and each signed report will la Segreteriabe ensured a response as soon as possible and in any case no later than 30 days from the presentation of the same, except for important obstacle causes.la Direzione Sanitaria.

It is also possible to lodge a complaint with the TRIBUNALE PER I DIRITTI DEL MALATO (Viale Angelico, 28, 00195 Rome, Tel. 06/3729924, 06/6385881 e-mail: roma@cittadinanzattiva.it).

5. ACCESS TO BENEFITS AND COSTS

- To access services in **accreditation with the NHS**, a request from the attending physician (binding NHS on "pink prescription" or electronic) is required, which also indicates any exemptions. As a rule, the commitment is valid for one year and contains up to 8 benefits for the same branch. For services in agreement with the NHS, the same rates are applied as for public facilities.
- To access services under a private regime, or in agreement with private bodies, a request from the attending physician or specialist may be necessary (refer to the following chapters for specific services).
- At the acceptance secretariats or by contacting the unique number **06 32868.1** information is provided on times, costs and methods of preparation for the health services provided and estimates can be requested. On the **website www.usi.it**, special "information" can also be consulted for the correct preparation of the patient for the required health services.
- It is possible to pay for the services by cash, bank checks, bancomat or bankcards.
- For any **emergencies**, the health personnel concerned evaluates the execution of the analyzes in the time required, establishing the time of release of the complete or partial report in the shortest possible technical time.
- The health structure implements health promotion initiatives, preparing information campaigns and specific or multidisciplinary health packages in relation to the major diseases treated. Health packages may include medical, radiological or clinical analysis services. It is possible to refer to the website or request information during the acceptance phase in relation to any initiatives in progress.
- Staff are available at the property who can communicate in **English** and/or other foreign languages. An English version of the Service Charter is available, which can be requested at the Segreteria.
- The structure guarantees health services that take into account the religious convictions or cultural aspects of the Patient. Please point out any needs during the acceptance phase to agree on the appropriate methods.
- At all the health facilities of the U.S.I. Group there are preferential bears for patients in conditions **of fragility** (e.g. reduced mobility or pregnancy) or affected by oncological pathologies.
- In consideration of the **Covid-19** health emergency, access to the structure is regulated in accordance with the reference legislation, as indicated in the appropriate signs. In the structure are available detergents-disinfectants for the hands and any additional protective aids.
- Further information on how to book and access can be found in the paragraphs on specific services.

6. THE WITHDRAWAL OF REPORTS

The collection of the reports and any attachments can be made at the Acceptance or "on-line", Secretary activating the relative service at the time of acceptance.

Please note that the reports can only be delivered:

- to the person directly concerned or delegated person (who must present his identity document, the proxy and a copy of the identity document of the delegating);
- in the case of a minor, to the person concerned with an identity document or to the person exercising parental authority, equipped with an identity document;
- to the guardian or curator with an identity document and the necessary documentation.

As a rule, duplicates of digital reports can be released immediately, for any duplicates of paper reports, the ordinary times defined according to the type of report are to be considered (see chapter 7). However, request information from the Acceptance Secretariat.

7. PERFORMANCE AND WAITING TIMES

All health services provided at the health facility and listed and detailed in the following chapters, are authorized and in the cases indicated, accredited, based on the accreditation resolutions reported on the title page of this service charter.

In the following chapters are detailed for each branch of the specialist, under accreditation with the NHS or private:

- Name of the Reference Manager
- Information on how to book and access
- Information on the services provided and the related waiting times for booking, access and reporting.

OUTPATIENT SPECIALIST MEDICINE

Medical Director: Dr. Antonella Noschese

Booking and access

- Mrs. and Mr. patients can book health services on site, by phone or on the website.
- To access services in accreditation with the NHS, a request from the attending physician is required (SSN binding on "pink prescription" or electronic).
- At the time of the visit Mr. and Mrs. patients may show any documentation of previous diagnostic tests.
- Secretary is available for information on the services provided under the private regime or in agreement with private entities, on the relative times, costs and on the specialist personnel of reference.
- Consult the [website www.usi.it](http://www.usi.it) or Acceptance for information on the correct preparation of the Patient for the required health services. la Segreteria

Authorized specialist medical services, provided privately and related waiting times

At the health facility, the following outpatient specialist medicine services are authorized and privately provided:

- | | |
|--------------------------------|--------------------------------|
| ○ ALLERGOLOGY | ○ GASTROENTEROLOGY |
| ○ ANDROLOGY | ○ INTERNAL MEDICINE |
| ○ ANGIOLOGY | ○ OBSTETRICS AND GYNECOLOGY |
| ○ CARDIOLOGY | ○ NEUROLOGY (*) |
| ○ PLASTIC SURGERY (visit only) | ○ OPHTHALMOLOGY |
| ○ DERMATOLOGY | ○ ORTHOPEDICS AND TRAUMATOLOGY |
| ○ DIATHETOLOGY | ○ ENT |
| ○ ENDOCRINOLOGY | ○ PSYCHIATRY (*) |
| ○ PHYSIATRICS (*) | ○ UROLOGY |

(*) services during the organization phase, request information in the Secretary

The waiting times for booking and for the collection of reports and attachments of outpatient specialist medicine services provided in private care are shown in the following table:

Waiting times for Outpatient Specialist Medicine services provided privately		
Performance	Waiting list for reservations	Report and annexes
Outpatient specialist medicine	1 max. 5 days	At the end of the service

DIAGNOSTIC IMAGING

Technical Director of the Radiology section: Dr. Paolo Lucernari

Booking and access

- Mr. and Mrs. Patients can book on site, by phone or on the website.
- A medical prescription may be required for private benefits.
- Secretary is available for information on the services provided under the private regime or in agreement with private entities, on the relative times, costs and on the specialist personnel of reference.
- Consult the **website www.usi.it** or Acceptance for information on the correct preparation of the Patient for the required health services. la Segreteria

Radiological restations provided in private mode and related waiting times

- RX ORTHOPANORAMICA
- RX HIP
- RX BASIN
- RX THORACIC SPINE (DORSAL)
- RX LUMBOSACRAL SPINE
- RX COLUMN IN FULL UNDER LOAD
- RX CERVICAL SPINE
- RX SKULL (3 PROJECTIONS)
- RX VACUUM ABDOMEN
- RX INTESTINAL TRANSIT
- COMPLETE DIGESTIVE RX
- RX ESOPHAGUS
- RX ELBOW - FOREARM
- RX MAMMOGRAPHY (BILATERAL)
- RX MAMMOGRAPHY (UNILATERAL)
- RX OBLIQUE PROJECTIONS IN FLEX EXTENSION
- RX VERTEBRAL MORPHOMETRY
- RX TELECRANIUM
- RX FEMORE - LEG - KNEE
- RX SHOULDER - UPPER LIMB
- RX WRIST - HAND
- RX FOOT - ANKLE
- AXIAL RX OF THE PATELLA (3 PROJECTIONS)
- RX LARYNGOGRAPHY WITH CONTRAST
- RX TELECUORE
- CHEST RX
- ULTRASOUND: Articular, Mammary, Soft parts, Pelvic, Prostate (Transrectal biplane), Testicular, Thyroid.
- ECHOCOLORDOPPLER: Abdominal aorta, Renal arteries, Carotid, Thyroid, Testicular, Supra-aortic vessels.

It is possible to request information from the Secretariat on any further radiological services performed at the facility or at other facilities of the U.S.I. Group in private.

The waiting times for booking and for the collection of reports and attachments of diagnostic imaging services provided in a private regime are reported in the following:

Waiting times for radiological services in private mode			
Performance	Waiting list for reservations	Withdrawal of the report	Image collection
GENERAL RADIOLOGY	0 max. 2 days	3 working days	10 minutes from the service with the possibility of delivery on digital support
ORTHOPANORAMICS	0 max. 2 days	3 working days	
ULTRASOUND, ECHOCOLORDOPPLER	1 max. 5 days	Images and any report available at the end of the service	
MAMMOGRAPHY (low dose) TOMOSYNTHESIS	1 max. 5 days	3 working days	

CLINICAL LABORATORY ANALYSIS

Technical Director of the Laboratory of Clinical Analysis: Dr. Diana Grassi

Booking and access

- To access services in accreditation with the NHS, a request from the attending physician is required (demanding NHS on "pink prescription" or electronic).
- Blood samples are made without reservation by going from 7.00 to 11.00, every day including Saturday, directly at the reception office of our structure.
- Consult the website www.usi.it or la SegreteriaAcceptance for information on the correct preparation of the Patient for the health services requested.
- Withdrawals are made at home, la SegreteriaAcceptance is available for the related information.
- It is specified that at the laboratory of the structure the "pre" and "post-analytical" phases of the examinations are carried out. The analytical phase of the sample is carried out in the reference "HUB" laboratory of the U.S.I. Group. Relative information is always reported in the reports, which indicate the laboratory that performed the analysis.

Clinical analysis services provided under the accreditation regime with the NHS

- 17KS URINARY (MG/24H)	- CANDIDA ALBICANS (CULTURE)	- MICROSCOPIC EXAMINATION
- 17OH HYDROXYCORTICOSTEROIDS	- CEA (ECL)	- ESTRIOL IN PREGNANCY
- 17OH PROGESTERONE	- CK-MB (37°)	- URINARY ESTRIOL
- 17OH PROGESTERONE - 2nd WITHDRAWAL	- CHLOREMIA	- RHEUMATOID FACTOR
- AB ANTI-INSULIN	- CHLORIDES	- FECES (COMPLETE EXAMINATION)
- AB ANTI-MICROSOMIAL	- TOTAL CHOLESTEROL	- FECES (PEST RESEARCH)
- AB ANTI-THYROID PEROXIDASE (ECL)	- PROSTATE SECRET CULTURE	- FECES (OCCULT BLOOD)
- AB ANTI-THYROGLOBULIN (ECL)	- URETHRAL SECRETORY CULTURE	- FERRITIN (ECL)
- FOLIC ACID (ECL)	- VAGINAL CULTURE + ABG	- FIBRINOGEN
- ACTH	- COPROCULTURE	- ACID PHOSPHATASE
- ACTH - 2nd WITHDRAWAL	- COPROCULTURE FOR SALMONELLA	- ALKALINE PHOSPHATASE (37°)
- ALDOLASE (37°)	- CORTISOL - 2nd SAMPLE (ECL)	- PHOSPHATURIA
- ALDOSTERONE	- CORTISOL (ECL)	- PHOSPHOREMIA P
- ALDOSTERONE - 2nd WITHDRAWAL	- CORTISOL CIRC ADIANO	- FSH - 2nd WITHDRAWAL
- URINARY ALDOSTERONE	- URINARY CORTISOL (ECL)	- FT3 (ECL)
- ALPHAFETOPROTEIN (ECL)	- CREATININEMIA	- FT3 (ECL) - 2nd WITHDRAWAL
- ALPHAFETOPROTEIN IN PREGNANCY	- FSH CURVE	- FT3 (ECL) - 3rd WITHDRAWAL
- URINARY ALPHAFETOPROTEIN	- GLYCEMIC CURVE	- FT3 (ECL) - 4th WITHDRAWAL
- AMYLASEMIA (37°)	- INSULIN-STIM CURVE. GLUCOSE (ECL)	- FT3 (ECL) - 5th WITHDRAWAL
- AMILASURIA	- LH CURVE (ecl) - GNRH STIMULUS	- FT4 (ECL)
- AMMONIEMIA	- PEPTIDE CURVE C	- GAMMAGLUTAMYLTRANSFERASE (37°)
- ANDROSTENEDIONE DELTA 4	- DHT DEHYDROEPIANDROSTERONE	- GASTRIN
- ANDROSTENEDIONE DELTA 4 - 2nd WITHDRAWAL	- DHT DEHYDROEPIANDROSTERONE - 2nd WITHDRAWAL	- GASTRIN - 2nd WITHDRAWAL
- ANGIOTENSIN	- WITHDRAWAL	- GH
- ANGIOTENSIN - 2nd SAMPLE	- DEA-SULFATE	- GH - 2nd WITHDRAWAL
- ANTISTREPTOLYSIN	- DEA-SULFATE - 2nd SAMPLE	- GLYCEMIA
- PROTHROMBIN + INR ACTIVITY	- DIGOXIN (ECL)	- TOTAL GLYCOSURIA
- PROTHROMBIN ACTIVITY + INR 2nd PR.	- DIGOXIN (ECL) - 2nd WITHDRAWAL	- WHITE BLOOD CELLS
- PROTHROMBIN ACTIVITY + INR 3rd PR.	- E1 - ESTRONE	- RED BLOOD CELLS
- PROTHROMBIN ACTIVITY + INR 4° PR.	- E1 - ESTRONE - 2nd WITHDRAWAL	- GLUCAGON
- PROTHROMBIN ACTIVITY + INR 5° PR.	- E3 - ESTRIOL	- GLUCAGON - 2nd WITHDRAWAL
- PROTHROMBIN ACTIVITY + INR 6° PR.	- E3 - ESTRIOL - 2nd SAMPLING	- HAV-AB
- PROTHROMBIN ACTIVITY + INR 7° PR.	- HEMATOCRIT	- HAV-AB IGM
- PROTHROMBIN ACTIVITY + INR 8° PR.	- HEMOCULTURE	- HAV-IGM
- AZOTEMIA (UREA NITROGEN)	- COMPLETE BLOOD COUNT AND FORMULA	- HBCAB - IGM
- BETA- 2 BLOOD MICROGLOBULIN - 2nd SAMPLING	- COMPLETE BLOOD COUNT AND FORMULA - 2nd PR.	- HBCAB (ANTIBODY ANTIBODY)
- DIRECT BILIRUBINEMIA	- COMPLETE BLOOD COUNT AND FORMULA - 3rd PR.	- HBEAB (ANTI-E ANTIBODY)
- TOTAL BILIRUBINEMIA	- COMPLETE BLOOD COUNT AND FORMULA - 4th PR.	- HBSAB (ANTI-S ANTIBODY)
- TOTAL AND FRACTIONAL BILIRUBINEMIA	- COMPLETE BLOOD COUNT AND FORMULA - 5th PR.	- HBSAG (ANTIGEN AUSTRALIA)
- TOTAL AND FRACTIONAL BILIRUBINEMIA - 2nd part	- COMPLETE BLOOD COUNT AND FORMULA - 6th PR.	- HBSAG (ANTIGEN E)
- CA 125 (ECL)	- COMPLETE BLOOD COUNT AND FORMULA - 7th PR.	- PLASMA HCG
- CA 15-3 (ECL)	- COMPLETE BLOOD COUNT AND FORMULA - 8th PR.	- URINARY HCG
- CA 19-9 (ECL)	- HAEMOGLOBIN	- HCV-AB ANTI HEPATITIS C
- CA 50	- ANTIMYCOGRAM + ABG EXAMINATION	- HDV-AB (ANTIDELTA ANTIBODY)
- CALCEMIA	- CULTURE EXAMINATION + ABG	- HDV-AB IGM
- IONIZED CALCIUM	- CULTURE EXAMINATION WITH ANTIBIOGRAM	- HDV-AG (DELTA ANTIGEN)
- CALCITONIN		- HPL
- CALCITONIN - 2nd SAMPLING		- SPECIFIC IGE (FOR ALLERGEN)
- CALCITONIN - 3rd SAMPLING		- TOTAL IGE (ECL)
- CALCUIRIA		- IGG SPECIFICATIONS (PER ALLERGEN)
- CALCULATION (EXAM)		- IGG4 SPECIFICATIONS (FOR ALLERGEN)
		- BASAL INSULIN (ECL)
		- MILK (EXAMINATION)

- LACTICODEHYDROGENASE (LDH)
- LH - 2nd WITHDRAWAL
- LH (ECL)
- NSE (ECL)
- OSTEOCALCIN (ECL)
- P.A.P (RIA)
- P.S.A. (ECL)
- PAP TEST (ONCOLOGICAL EXAMINATION)
- PEPTIDE C
- PEPTIDE C - 2nd SAMPLE
- URINARY PEPTIDE C
- PLATELETS
- POTASSIUM
- POTASSIUM
- GLYCEMIC PROFILE
- INSULINEMIC PROFILE (ECL)
- PROGESTERONE (ECL)
- PROLACTIN
- PROLACTIN - 2nd SAMPLE
- TOTAL PROTIDEMIA
- PROTIDOGRAM WITH PROTIDEMIA
- PTH-INTACT (ECL)
- PTH-MN
- RA-TEST
- PAUL BUNNEL REACTION
- WAALEER ROSE REACTION
- RENIN (IRMA)
- RENIN (IRMA) - 2nd WITHDRAWAL
- GLOBULAR RESISTANCE
- RETICULOCYTES
- SIDEREMIA
- SERODIAGNOSIS OF V. AND W.
- SODIEMIA NA
- SODIURIA
- SOMATOMEDIN C - 2nd SAMPLE
- SOMATOMEDIN C (ICF - 1) MG / ML
- TA4 (SCC)
- PHARYNGEAL SWAB WITH ANTIBIOGRAM
- NASAL SWAB WITH ANTIBIOGRAM
- TAS
- TBG (RIA)
- DIRECT COOMBS TEST
- INDIRECT COOMBS TEST
- URINARY TESTOSTERONE
- THYROGLOBULIN (ECL)
- TPA
- URINARY TPA
- TRANSAMINASE - GOT (37°)
- TRANSAMINASE - GPT (37°)
- TRICHOMONAS VAGINAL SECRETION
- TRIGLYCERIDES
- TSH (ECL)
- TSH (ECL) - 2nd WITHDRAWAL
- URICOEMIA
- URINE
- URINE CULTURE WITH ANTIBIOGRAM
- ESE
- VES (KATZ INDEX)
- VITAMIN B12 (ECL)

The waiting times for booking and for the collection of reports and attachments of clinical analysis services provided under the accreditation regime with the NHS are shown in the following table:

Waiting times for clinical analysis under accreditation with the NHS – General Basic Laboratory	
Performance	Waiting time for the report
CLINICAL CHEMISTRY, COAGULATION AND HEMATOLOGY	Same day
HOMONOLOGY (thyroid, fertility, tumor markers, hepatitis B markers)	2 days
IMMUNOLOGY (TORCH, AIDS, HCVAB)	3 days
ALLERGOLOGY	5 days
MICROBIOLOGY AND PARASITOLOGY	Depending on the timing of cultivation

Private clinical analysis services provided

- 11 DEOXYCORTISOL
- 13C UREA BREATH TEST FOR H. PYLORI
- 3ALPHA-ANDROSTANEDIOL
- 3ALFA-ANDROSTANEDIOL - 2nd WITHDRAWAL
- AB ANTI - ADENOVIRUS IGG
- AB ANTI - ADENOVIRUS IGM
- AB ANTI - AMOEBA
- AB ANTI - BORRELIA (IGG) - ITALY
- AB ANTI - BORRELIA (IGM)
- AB ANTI - CARDIOLIPIN (IGG + IGM)
- AB ANTI - CYTOMEGALOVIRUS (IGG + IGM)
- AB ANTI - CHLAMYDIA (IGA)
- AB ANTI - CHLAMYDIA (IGG)
- AB ANTI - CHLAMYDIA (IGM)
- AB ANTI - CHLAMYDIA PNEUMONIA (IGA)
- AB ANTI - CHLAMYDIA PNEUMONIA (IGG)
- AB ANTI - CHLAMYDIA PNEUMONIA (IGM)
- AB ANTI - CHLAMYDIA TRACHOMATIS - IGA
- AB ANTI - CHLAMYDIA TRACHOMATIS - IGG
- AB ANTI - CHLAMYDIA TRACHOMATIS - IGM
- AB ANTI - COXACKIE A - TOTAL IGG
- AB ANTI - COXACKIE A4
- AB ANTI - COXACKIE A7
- AB ANTI - COXACKIE A9
- AB ANTI - COXACKIE B - TOTAL IGG
- AB ANTI - COXACKIE B1
- AB ANTI - COXACKIE B2
- AB ANTI - COXACKIE B3
- AB ANTI - COXACKIE B4
- AB ANTI - COXACKIE B5
- AB ANTI - COXACKIE B6
- AB ANTI - COXACKIE VIRUS A - TOTAL GI
- AB ANTI - COXACKIE VIRUS B - TOTAL GI
- AB ANTI - ECHINOCOCCUS
- AB ANTI - ECHO VIRUS - TOTAL GI
- AB ANTI - ECHO VIRUS 11
- AB ANTI - ECHO VIRUS 14
- AB ANTI - ECHO VIRUS 16
- AB ANTI - ECHO VIRUS 18
- AB ANTI - ECHO VIRUS 20
- AB ANTI - ECHO VIRUS 25
- AB ANTI - ECHO VIRUS 28
- AB ANTI - ECHO VIRUS 3
- AB ANTI - ECHO VIRUS 4
- AB ANTI - ECHO VIRUS 6
- AB ANTI - ECHO VIRUS 8
- AB ANTI - ECHO VIRUS 9
- AB ANTI - EPSTEIN BARR NUCLEAR AG
- AB ANTI - EPSTEIN BARR VCA
- AB ANTI - EPSTEIN BARR VIRUS IGG
- AB ANTI - EPSTEIN BARR VIRUS IGM
- AB ANTI - H. PYLORI IGG
- AB ANTI - PARAINFLUENZA TYPE 1
- AB ANTI - PARAINFLUENZA TYPE 2
- AB ANTI - PARAINFLUENZA TYPE 3
- AB ANTI - TYROSINE PHOSPHATASE
- AB ANTI-GASTRIC P. CELLS
- AB ANTI-CENTROMERE
- AB ANTI-CYTOPLASM NEUTROF
- AB ANTI-CYTOPLASM NEUTROPHILS
- AB ANTI-SKIN
- AB ANTI-DNA
- AB ANTI-DNA DS
- AB ANTI-DNA NATIVE
- AB ANTI-DNA SS
- AB ANTI-ENDOMISIO IGA
- AB ANTI-ENDOMISIO IGG
- AB ANTI-ENDOTHELIUM
- AB ANTI-PHOSPHOLIPIDS
- AB ANTI-GAD
- AB ANTI-GLIADIN (IGA)
- AB ANTI-GLIADIN (IGG)
- AB ANTI-H. PYLORI IGA
- AB ANTI-HERPES TYPE 1 IGG
- AB ANTI-HERPES TYPE 1/2 IGM
- AB ANTI-INSULAE PANCREATIC
- AB ANTI-JALURONIDASE
- AB ANTI-LEGIONELLA PNEUMOPHILA
- AB ANTI-LEISHMANIA
- AB ANTI-LEPTOSPIROSIS (TOTAL GI)
- AB ANTI-MALARIA
- AB ANTI-MYCOPLASMA IGG
- AB ANTI-MYCOPLASMA IGM
- AB ANTI-MYCOPLASMA PNEUMONIAE IGG
- AB ANTI-MYCOPLASMA PNEUMONIAE IGM
- AB ANTI-MYELOPEROSSIDASE IGG
- AB ANTI-MITOCHONDRIA
- AB ANTI-MEASLES IGG
- AB ANTI-MEASLES IGM
- AB ANTI-MUCOGASTRIC
- AB ANTI-SPECIFIC KINASE MUSCLE
- AB ANTI-SMOOTH MUSCLE
- AB ANTI-STRIATED MUSCLE
- AB ANTI-CORE
- AB ANTI-CORE IGM
- AB ANTI-OVAIO
- AB ANTI-PAPOVA VIRUS
- AB ANTI-MUMPS IGG
- AB ANTI-MUMPS IGM
- AB ANTI-PARVOVIRUS B19 IGG
- AB ANTI-PARVOVIRUS B19 IGM
- AB ANTI-PERTUSSE IGG
- AB ANTI-PERTUSSE IGM
- AB ANTI-PLATELETS
- AB ANTI-POLIO
- AB ANTI-PROTEINASE 3 IGG
- AB ANTI-ACETYLCHOLINE RECEPTOR
- AB ANTI-TSH RECEPTOR
- AB ANTI-REO VIRUS
- AB ANTI-RETICOLINE
- AB ANTI-RIBOSOME
- AB ANTI-RNA PROTEINS
- AB ANTI-RUBELLA IGG
- AB ANTI-RUBELLA IGG-IGM
- AB ANTI-RUBELLA IGM
- AB ANTI-ROTA VIRUS
- AB ANTI-SPERM (L. SEMINAL)
- AB ANTI-STREPTOKINASE
- AB ANTI-SURRENE
- AB ANTI-TOXOPLASMA IGA
- AB ANTI-TOXOPLASMA IGG
- AB ANTI-TOXOPLASMA IGG-IGM
- AB ANTI-TRANSGLUTAMINASE IGA
- AB ANTI-TRANSGLUTAMINASE IGG
- AB ANTI-VARICELLO ZOSTER IGG
- AB ANTI-VARICELLO ZOSTER IGM

- AB ANTI-VIRUS INFLUENZA A
- AB ANTI-VIRUS INFLUENZA B
- AB ANTI-VIRUS R. SYNCYTIAL
- AB SACCHAROMYCES CEREVISIAE IGA
- AB-ANTI-SM (SMITH ANTIGEN)
- ACE
- URINARY ACE
- BILE ACIDS
- 5 - HYDROXYNDOLACETIC ACID
- CITRIC ACID - SEMINAL FLUID
- FETYL-GLYCOXYLIC ACID
- HYPURIC ACID
- LACTIC ACID
- MANDELIC ACID
- URINARY METHYL-HYPURIC ACID
- HOMODANILIC ACID
- VALPROIC ACID
- VANILMADELIC ACID
- PLASMA ADENOSINEMOPHOSPHATE-C
- URINARY ADENOSINEMOPHOSPHATE-C
- COLD AGGLUTININS
- PLATELET AGGREGATION
- SPONTANEOUS AGGREGATION
- WING D
- URINARY WING
- ALBUMINEMIA
- URINARY ALCOHOL
- ALCOHOLEMIA
- ALPHA ANTITRYPSIN
- SERUM ALUMINIUM
- URINARY ALUMINIUM
- AN. MARKER MICROSATELLITES LHO/RER
- K-RAS GENE MUTATION ANALYSIS
- FRAGMENT ANALYSIS
- BRCA2 GENE MUTATION ANALYSIS
- BRCA1 GENE MUTATION ANALYSIS
- MLH1 GENE MUTATION ANALYSIS
- MUTATION ANALYSIS OF THE MSH2 GENE
- MUTATION ANALYSIS OF THE RET PONCOGENE
- SEQUENCE ANALYSIS
- CYST FIBROSIS GENE SEQUENCE ANALYSIS
- MSH2 AND/OR MLH1 SEQUENCE ANALYSIS
- MUTATION SEQUENCE ANALYSIS IN RET
- ANDENOVIRUS IN FECES (RESEARCH)
- ANEUPLOIDIES ON ABORTIVE MATERIAL
- ANEUPLOIDIES QF - PCR 21 - X-Y
- ANEUPLOIDIES QF - PCR 21 - X-Y - 18 -13
- PLATELET ANTIGENE HPA - 1
- ANTI IA2
- ANTIDIURETIN
- EXTRACTABLE NUCLEAR ANTIGEN
- HAPLOTYPE Y
- APOA1
- APOLIPOPROTEIN B
- HAPTOGLOBIN
- URINARY ARSENIC
- THIRD ANTITHROMBIN ACTIVITY
- URINARY NITROGEN
- KOCH'S BACILLUS (PCR)
- BETA - THALASSEMIA (23 MUTATIONS)
- BETA-2 BLOOD MICROGLOBULIN
- BETA-2 URINARY MICROGLOBULIN
- BETA HCG FREE
- BICARBONATE
- BORDETELLA PERTUSSIS (CROP)
- BRAF (V600E)
- BRCA1 (FULL GENE)
- BRCA2 (FULL GENE)
- BTA (BLADDER TUMOR ANTIGEN)
- C-1 Q
- C-3
- C-4
- CA 27-29
- CA 72-4 (ECL)
- CADMIUM IN THE BLOOD
- CADMIUM IN THE URINE
- FE BINDING CAPACITY (TIBC)
- CARBAMAZEPINE
- CARBOXYHEMOGLOBIN
- MOLECULAR KARYOTYPE (ARRAY- CGH)
- CARNITINE
- CARNITINE (L. SEMINAL)
- FRACTIONAL CATECHOLAMINES
- PLASMA CATECHOLAMINES
- TOTAL CATECHOLAMINES - URINE 24H
- CELIAC DISEASE (DQ2/DQ8)
- CERULOPLASMIN
- QUINIDINE
- CHLAMYDIA TRACHOMATIS
- CYSTATIN C
- CYSTINE IN THE URINE
- CYTOMEGALOVIRUS (PCR)
- CITRATURIA
- CLAMYDIA (IMMNOCHROMATOGRAPHY)
- CLAMYDIA TRACHOMATIS (PCR)
- CLEARANCE OF OXALATES
- URATE CLEARANCE
- PHOSPHATE CLEARANCE
- CREATININE CLEARANCE
- UREA CLEARANCE
- CLOSTRIDIUM (CULTURE)
- CLOSTRIDIUM DIFFICILE
- PLASMA COBALT
- ESTERIFIED CHOLESTEROL
- HDL CHOLESTEROL
- LDL CHOLESTEROL
- VLDL CHOLESTEROL
- CHOLINESTERASE (37°)
- IN VITRO INTESTINAL MUCOSA CULTURE
- TOTAL COMPLEMENT
- CONTA DI ADDIS
- COPROPORPHYRINS
- COTININ TEST
- COVIG SARS-COV-2-IGG
- COVIM-SARS-COV2-IGM
- COV2 ANTI SARS COV2 IG TOTAL
- COV2R ANTI SARS COV2 IG TOTAL REFLEX
- CREATINE PHOSPHOKINASE (CPK)
- CREATINURIA
- CREATINURIA - 2nd SAMPLE
- CRYOAGGLUTININS
- CRYOGLOBULINS
- CHROMIUM IN THE BLOOD
- CHROMIUM IN THE URINE
- CHROMOGRANIN A
- URINARY CROSS LAPS
- CROSS LAPS-TELOPEPTIDE C TERMINAL
- URINARY CROSS LINKS (PMOLI/IMMOLI)
- CUPREMIA
- CUPRURIA
- CYFRA 21 (ECL)
- CYTO-TEST (50 FOODS)
- CYTO-TEST (51 MIX)
- DEPAKIN
- AVERAGE CORPUSCULAR DIAMETER
- BLOOD DICHLOROMETHANE
- URINARY DICHLOROMETHANE
- DI-DIMER
- MYOTONIC DYSTROPHY
- DUCHENNE MUSCULAR DYSTROPHY/BECKER (SCREENING I LEVEL)
- FETAL HEMOGLOBIN DOSAGE
- HBA2 DOSAGE
- URINARY AMPHETAMINE DRUGS
- URINARY BARBITURATE DRUGS
- URINARY BENZODIAZEPINE DRUGS
- URINARY CANNABINOID DRUGS
- URINARY COCAINE DRUGS
- URINARY MDMA DRUGS
- URINARY METHADONE DRUGS
- URINARY METHAMPHETAMINE DRUGS
- URINARY OPIATE DRUGS
- DRUGS ON KERATIN MATRIX
- DRUGS ON KERATIN MATRIX: BARBITURATES
- KERATIN MATRIX DRUGS: AMPHETAMINES
- KERATIN DRUGS: BENZODIAZEPINES
- KERATIN DRUGS: CANNABINOIDS
- KERATIN DRUGS: COCAINE
- KERATIN MATRIX DRUGS: MDMA
- KERATIN MATRIX DRUGS: METHADONE
- KERATIN DRUGS: OPIATES
- ECFR (EXONS 18-19-20-21)
- HEMOGLOBIN ELECTOPHORESIS
- URINARY PROTEIN ELECTOPHORESIS
- PLATELET HEMATOCRIT
- HEMOCHROMATOSIS 15 MUTATIONS
- HEMOCHROMATOSIS (H63D, S65C, C282Y)
- GLYCOSYLATED HEMOGLOBIN (HBAIC)
- FECAL EOSINOPHILS
- EOSINOPHILS IN URINE
- HEPATO QUICK
- EPSTEIN BARR
- I QUOTE EXAMINATION. - NEEDLE ASPIRATION
- I QUOTE EXAMINATION. - NEEDLE ASPIRATION 2nd SAMPLE
- CYTOLOGICAL EXAMINATION - SECRETION
- CYTOLOGICAL EXAMINATION - SECRETION 2nd SAMPLE
- URINE CYTOLOGICAL EXAMINATION
- CYTOLOGICAL EXAMINATION - EFFUSION
- CYTOLOGICAL EXAMINATION - POURING 2nd SAMPLE
- CYTOLOGICAL EXAMINATION LIQUID PHASE
- HISTOLOGICAL EXAMINATION - 1st SAMPLE
- ASCITIC FLUID EXAMINATION
- CEPHALO-RACHIDIAN FLUID EXAMINATION
- PERITONEAL FLUID EXAMINATION
- PLEURAL FLUID EXAMINATION
- SYNOVIAL FLUID EXAMINATION
- SECRETORY EXAMINATION AT FRSSCO
- ULTRASTRUCTURAL MICROSCOPY EXAMINATIONS
- TOTAL ESTROGENS
- ETHOSUCCIMIDE
- F.A.G.
- F.D.P. URINARY
- FACTOR II* MUTAZ. PROTHROMBIN GENE
- FACTOR V - Y1702C
- COAGULATIVE FACTOR V
- FACTOR V* - POLYMORPHISM H 1299 R
- FACTOR V* OF LEIDEN
- COAGULATIVE FACTOR VII
- COAGULATIVE FACTOR VIII
- THROMBOTIC FACTORS (14 MUTATIONS)
- THROMBOTIC FACTORS (6 MUTATIONS)
- PHENYTOIN
- PHENOBARBITAL
- URINARY PHENOLS
- SICKLE CELL PHENOMEMO
- CYSTIC FIBROSIS (WHOLEGENE)
- CYSTIC FIBROSIS SCREENING 36 MUTATIONS
- CYSTIC FIBROSIS SCREENING 57 MUTATIONS
- BLOOD FLUORINE
- SEMINAL FLUID ACID PHOSPHATASE
- PLACENTAL ALKALINE PHOSPHATASE
- THERMOSTABLE ALKALINE PHOSPHATASE
- PHOSPHOHESOSE ISOMERASE
- PHOSPHOLIPIDS
- FREE TESTOSTERONE
- FREE TESTOSTERONE - 2nd WITHDRAWAL
- FRUCTOSAMINE
- FRUCTOSE IN SEMINAL FLUID
- FSH (ECL)
- FTA - ABS
- FTA - ABS IGM
- G6PDH
- GENOTYPE X
- ANAEROBIC GERMS (CROP RESEARCH9
- GLYCERYLPHOSPHORYLCHOLINE
- FRACTIONAL GLYCOSURIA (G/L)
- GONOCOCCUS-NEIS. GONORRHOEAE (PCR)

- GONOCOCCUS-NEIS. GONORRHOEAE 2* (PCR)	- LISTERIA (CROP)	- EOSINOPHIL CATIONIC PROTEIN
- BLOOD TYPE RH FACTOR	- LISTERIA MONOCYTICA - 4 AG	- PROTEIN P16
- HAEMOPHILUS	- LITIEMIA (LT) - ITALY	- URINARY PROTEIN
- HBDH	- LKM	- URINARY PROTEIN - 2nd sample
- HBV (QUALITATIVE)	- ANTI-COAGULANT LUPUS	- PROTEINURIA DI BENCE-JONES
- HBV(QUA NTITATIVO)	- MACRODELETIONS CYSTIC FIBROSIS GENE	- CONCENTRATION TEST
- HBV TYPING (PCR)	- MAGNESEMIA	- DILUTION TEST
- HBV-DNA (PCR) (QUALITATIVE)	- INTRASRYTHROCYTE MAGNESIUM	- HEMOGENIC TESTS
- HCV (QUALITATIVE)	- URINARY MAGNESIUM	- PTT
- HCV (QUANTITATIVE)	- MANGANESE	- STEINIZ QUOTIENT
- HCV TYPING - GENOMIC RESEARCH	- URINARY MANGANESE	- R.P.R. (RAPID PLASMA REAGIN)
- HCV-AB IGM	- CHROMOSOMAL MAP	- CAU RATIO (++) / CREATININURIA
- HCV-RNA (QUALITATIVE)	- MCH (AVERAGE HB CONTENT)	- INBREEDING RELATIONSHIP X LINKED
- HELICOBACTER P. RESEARCH AG ON FECES	- MCHC (CONTENT HB CORP. AVERAGE)	- INBREEDING RELATIONSHIP Y LINKED
- HERPES VIRUS 1/2	- MCV (AVERAGE GLOBULAR VOLUME)	- GHEDINI REACTION - WEINBERG
- HIV 1+2 (IV GENERATION ELFA)	- MLH1 (WHOLE GENE)	- HANGER REACTION
- QUANTITATIVE HIV	- MLH2 (WHOLE GENE)	- KUNKEL REACTION
- QUALITATIVE HIV	- MTHFR (A1298C)	- WEIL-FELIX REACTION
- HIV WESTERN BLOT	- MTHFR (C677T)	- WUNDERLI REACTION
- HLA - LINF TYPING. HLA (DR+DQ)	- URINARY MELANIN	- SOLUBLE TRANSFERRIN RECEPTOR
- HLA CLASS A GENOMIC TYPING	- FAMILIAL AND/OR MULTIPLE MELANOMA (CDKN2A,P14, CDK4) ENTIRE GENES	- ESTROGENIC RECEPTORS - PREGESTINS
- HLA CLASS B GENOMIC TYPING	- MERCURY	- ACTIVATED PROTEIN C RESISTANCE
- HLA CLASS C GENOMIC TYPING	- URINARY MERCURY	- CLOT RETRACTION
- HLA FOR BECHET	- METHEMOGLOBIN	- REVISION ISTOL/CITOL/AGOC/ESTRERNI RNP (AB ANTI RIBONUCLEOPROTEINS)
- HLA FOR TYPE 1 DIABETES	- PLASMA METHANEPHRINE	- ROSETTE E
- HLA FOR NARCOLEPSY	- URINARY METHANEPHRINE	- ROTA VIRUS IN FECES (RESEARCH)
- HLA FOR PSORIASIS	- TUBERCULOUS MYCOBACTERIUM	- RUBELLA (ONLY ON BLOOD)
- HLA FOR ANKYLOSING SPONDYLITIS	- MYCOPLASMA HOMINIS (PCR)	- RUBELLA VIRUS (PCR) GENOME SEARCH
- HLA FOR UVEITIS	- MYCOPLASMA (CULTURAL RESEARCH)	- S100 (ECL)
- HLA-A	- MICROALBUMINURIA	- SALICYLATE
- HLA-B	- Y CHROMOSOME MICRODELETIONS	- TRANSFERRIN SATURATION
- HLA-C	- MILGRAM TOWDER	- ARNETH DIAGRAM
- HLA I CLASS	- SERUM MYOGLOBINS	- SCOTH TEST
- HLA II CLASS	- MONONUCLEOSIS (TEST)	- SCOTH TEST - 2nd SAMPLE
- HLA I and II CLASS	- MUCOPROTEINS	- SCOTH TEST - 3rd SAMPLE
- HPV RNA (PCR)	- NEFA	- SEROTONIN (URINE 24H)
- HPV TYPING (PCR)	- NEISSERIA GONORRHOEAE	- BLOOD SEROTONIN
- HTLV 1/2	- FECAL NEUTROPHILS	- SHBG
- KRAS (CODON 12-13-61)	- NICKEL IN THE BLOOD	- SHIGELLA (CULTURE IN FECES)
- URINARY HYDROXYPYRENE (END OF SHIFT)	- NICKEL IN THE URINE	- SIDERURIA
- HYDROXYPROLINURIA (M. OF ZENDER)	- N-N-DIMETHYLFORMAMIDE	- GILBER SYNDROME (UGT1A1 GENE POLYMORPHISM)
- IMMNOELECTROPHURESIS	- NORMETANEPHRINE	- CONGENETIC DEAFNESS (WHOLE GJB2 GENE)
- LYMPHOCYTE HYMMNOPHENOTYPING	- NORMOTEST	- CONGENETIC DEAFNESS (SCREENING OF MAJOR GJB2 GENE MUTATIONS)
- CIRCULATING IMMUNOCOMPLEXES	- NRAS (CODON 12-13-61)	- SM (AB-ANTI SM)
- URINARY IMMUNOELECTROPHYSIS	- DIBUCAINE NUMBER	- STREPTO M-TEST
- IMMUNOGLOBULINS - IGG 1	- HOMOCYSTEINE	- STREPTOZYME TEST
- IMMUNOGLOBULINS - IGG 2	- URINARY HOMOCYSTEINE	- SWIM - UP
- IMMUNOGLOBULINS - IGG 3	- ONYCHOMYCOSIS DIRECT RESEARCH	- T.P.H.A.
- IMMUNOGLOBULINS - IGG 4	- ONCOCHECK	- T3 (ECL)
- IMMUNOGLOBULIN A	- URINARY OSMOLARITY	- T3 UPTAKE
- IMMUNOGLOBULIN D	- OXALEMIA	- T4 (ECL)
- IMMUNOGLOBULIN G	- OXALLURIA	- TAF
- IMMUNOGLOBULINS G- SUBCLASSES	- QF PCR (13-18-21-X-Y)	- TAN TG ANTIGENIC BUFFER
- IMMUNOGLOBULIN N	- P.S.A. FREE (ECL)	- TCA (TRICLOACETIC ACID)
- SALIVARY IMMUNOGLOBULINS IGA	- P53 WHOLE GENE	- TCE (TETRACHLOROETHYLENE)
- IMMUNOSUPPRES. ACIDIC PROTEIN	- PA - PAI GENE POLYMORPHISM - 1	- TELOPEPTIDE - URINE
- INACTIVATOR C-1 ESTERASE	- TRADITIONAL PAP SMEAR	- HOWELL'S TIME
- INIBIN B	- PAPP-A	- XYLOSE TEST
- INSTABILITA' MICROSATELLITES	- ALLELIC PATTERN	- RUBELLA AVIITY TEST (IGG)
- FOOD INTOLERANCE (181 ALIM.)	- PHADIATOP (CAP SYSTEM)	- PREGNANCY TEST
- FOOD INTOLERANCE (94 ALIM.)	- LEAD	- TEST DI NORDIN
- URINARY IODINE (MCG/L)	- LEAD IN URINE	- TEST DI SIA
- HYPOCHONDROPLASIA	- PYRUVATE ERYTHROCYTE KINASE	- TEST DI SINGER-PLATZ
- CREATINE KINASE ISOENZYM	- PLASMINOGEN	- ECHINOCOCCUS TEST
- ALKALINE ISOENZYM PHOSPHATASE	- PLASMODIUM MALARIAE (RESEARCH)	- FOOD GENETIC TESTING
- ISOENZYMES OF ISYLASE	- POLYMORPHISM A1298C (MTHFR)	- GENETIC TEST FOR ALOPECIA
- JO - 1 (AB - ANTI JO1)	- POLYMORPHISM A1298C + C677T (MTHFR)	- RAPID TEST FOR SBEA
- JAK2	- POLYMORPHISM C677T (MTHFR)	- URINARY THIOCYANATES
- LACTASE	- URINARY PORPHYINE	- TISSUE LYMPHOCYTE TYPING
- URINARY LACTOSE	- PORFOBLIGENO	- LYMPHOPROLIFERATIVE TYPING
- LDH - ISOENZYMES	- PRENETAL SAFE (VARIOUS LEVELS)	- TYPING EPITHELIAL NEOPLASIA
- LEUCINOAMINOPEPTIDASE (LAP)	- PRIME-TEST (50 FOODS)	- TOXOPLASMA GONDII (PCR)
- CD3/INTRAEPITHELIAL LYMPHOCYTES	- PRIME-TEST (CYTOTOXIC)	- TRANSFERRIN
- CD3 /INTRAEPITHELIAL LYMPHOCYTES + ISTOL	- PRIMIDONE	- CARBOHYDRATE DEFICIENT TRANSFERRIN
- LIPASEMIA	- PROCALCITONIN	- UNSATURATED TRANSFERRIN
- LIPEMIA	- BRAIN NATRIURETIC PROPEPTIDE	- TREPONEMA PALLIDUM
- LIPIDOGRAM	- PROTEIN C (COAGULATIVE)	
- SEMINAL FLUID (EXAMINATION)	- PROTEIN S (COAGULATIVE)	
	- C.R. PROTEIN (QUANTITATIVE)	

- | | | |
|-----------------------------------|--------------------------------|--------------------------------------|
| - TRICHOMONAS SEMINAL FLUID | - TROPONIN | - MEDIUM PLATELET VOLUME |
| - TRICHOMONAS IN URINE | - UREAPLASMA UREALITICUM (PCR) | - XILOSEMIA |
| - TRICHOMONAS CERVICAL SECRETION | - URICURIA | - X FRAGILE |
| - TRICHOMONAS PROSTATE SECRETION | - UROPORPHYRINS | - YERSINIA 2nd CAMP. (STOOL CULTURE) |
| - TRICHOMONAS SECRETORY URETHRAL | - V.D.R.L. | - YERSINIA 3rd CAMP. (STOOL CULTURE) |
| - TRI-TEST | - VARICELLA ZOSTER (PCR) | - ZINC |
| - THROMBOPHILIA 5 GENETIC FACTORS | - VITAMIN D3 | - URINARY ZINC |
| - THROMBOPHILIA 6 GENETIC FACTORS | - VITAMIN E | - ZINCPROTOPORPHYRIN |

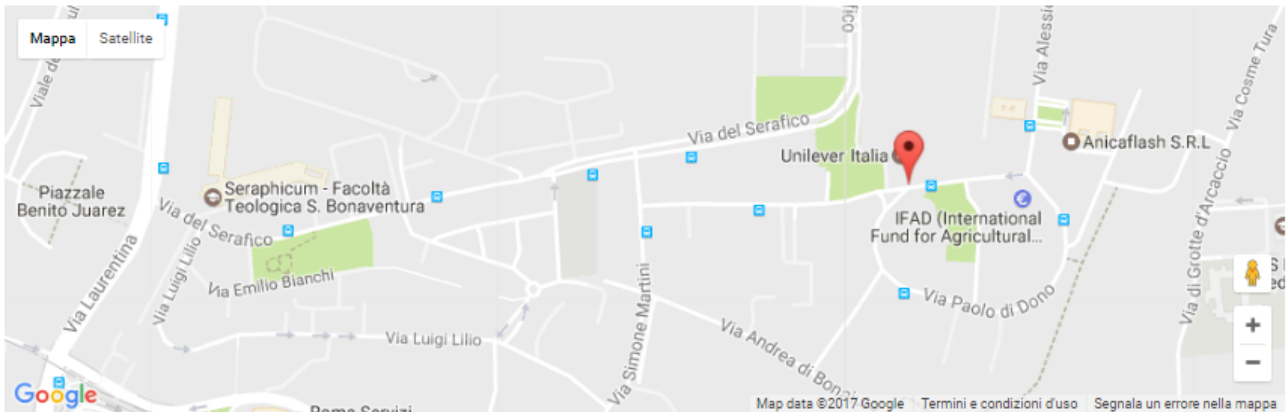
It is possible to request information from the secretariat about any further examinations introduced after the issuance of this service card.

The waiting times for booking and for the collection of reports and attachments relating to clinical analysis services provided in a private regime are shown in the following table:

Waiting times for clinical analysis in private	
Performance	Waiting time for the report
CLINICAL CHEMISTRY, COAGULATION AND HEMATOLOGY	Same day
HOMONOLOGY (thyroid, fertility, tumor markers, hepatitis B markers)	2 days
IMMUNOLOGY (TORCH, AIDS, HCVAB)	3 days
ALLERGOLOGY	5 days
MICROBIOLOGY AND PARASITOLOGY	Depending on the timing of cultivation
MOLECULAR BIOLOGY	7 days - 30 days
CITO GENETICS (karyotype, Arry CGH)	7 days - 20 days
CYTO-ISTO PATHOLOGY	15 days

8. LOCATION AND CONTACT DETAILS

U.S.I. EUR-SERAFICO is located in Rome in Via Paolo di Dono 9 and is easily accessible via B (Fermata Laurentina) and the countless bus lines 764.



WEBSITE: www.usi.it

EMAIL: info@usi.it

TELEPHONE NUMBERS:

- USI single number for acceptances and reservations: **06 32868.1**
- Health Directorate: 06 32868.334
- Public Relations Office (URP): 06 32868.333

9. OPENING DAYS AND HOURS

Opening Center	Levies	Withdrawal of Reports
Monday – Friday: 07.00-20.00 Saturday: 07.00-13.00	Monday – Saturday: 7.00-11.00	Monday – Friday: 11.00-19.00 Saturday 11.00-13.00